

Village of Round Lake
Building Department



442 North Cedar Lake Road • Round Lake, IL 60073 • 847-546-0963 • Fax 847-546-1872

SWIMMING POOL REGULATIONS

I M P O R T A N T !

DO NOT PURCHASE YOUR SWIMMING POOL UNTIL YOUR SWIMMING POOL PERMIT IS APPROVED BY THE ROUND LAKE BUILDING DEPARTMENT

Every swimming pool having a depth capacity of 24 inches or more of water shall require a permit.

No change to the approved plans is authorized without prior written approval by the code official and only the construction indicated on the attached plans is authorized by the issuance of this permit.

Permit application checklist:

Please submit the following to the Round Lake Building Department for review:

- Call J.U.L.I.E. at 811 for locations of utilities. This is required prior to submitting your application to the Building Department
- Building permit application.
- Two copies of the registered **plat of survey**. Provide a scaled drawing indicating the location and dimensions of the swimming pool with respect to the property lines and any buildings on the site. Indicate the location of the pool service equipment and service panels. Indicate existing or proposed fence height and location on the plat.
- Provide two copies of the specifications for the pool, filter, heater and other related equipment.
- Homeowner's Association approval letter if applicable.
- One copy of the **Electrical Contractor's License**, if applicable (unless homeowner is doing the work)

The following items are required and shall be "field verified" by staff before use of the pool can be authorized:

1. All swimming pools as defined above shall be protected with a barrier of not less than 48 inches in height. Additionally or as incorporated as part of the barrier, the pool shall be provided with a fence to provide no less than 50% opacity when viewed from between 2 feet

and 5 feet at property lines with a minimum fence height of 5 feet and not more than six feet. If the fencing provided is other than solid fencing, the pool shall be effectively screened from view outside the lot by densely planted compact trees or hedges providing at least 50% opacity when viewed between two feet and five feet above the ground. Access gates shall be equipped to accommodate a locking device. Pedestrian access gates shall open outward away from the pool and shall be self-closing and have a self-latching device. The release mechanism of the self-latching device shall be located 54 inches from the bottom of the gate. On gates less than 54 inches (such as deck gates that serve the pool) the release mechanism shall be located on the pool side of the gate at least 3 inches below the top of the gate. The gate barrier shall have no opening greater than 0.5 inch within 18 inches of the release mechanism.

2. All outdoor swimming pools shall meet minimum side yard requirements.
3. Where a wall of a dwelling serves as part of the barrier:
All doors with direct access to the pool through that wall shall be equipped with an alarm which produces an audible warning when the door and its screen, if present, are opened. The alarm shall sound continuously for a minimum of 30 seconds immediately after the door is opened and be capable of being heard throughout the house during normal household activities. The alarm shall automatically reset under all conditions. The alarm system shall be equipped with a manual means, such as touchpad or switch, to temporarily deactivate the alarm for a single opening. Such deactivation shall last for not more than 15 seconds. The deactivation switch(s) shall be located at least 54 inches (1372mm) above the threshold of the door; or other means of protection, such as self-closing doors with self-latching devices, which are approved by the governing body, shall be acceptable so long as the degree of protection afforded is not less than the protection afforded by the alarm system described above.
4. Stairways shall meet the 2006 IRC Code: treads must be at least 10" deep; risers cannot exceed 7 3/4" in height; guardrails and handrails must be at least 36" high. Spindles or balusters in railings shall not allow passage of a 4" sphere between them.
5. Install a weatherproof GFCI protected electrical outlet located not less than 10 feet (10') and not more than twenty feet (20') from the pool. All receptacles on the property shall be located not less than ten feet (10') from the pool. All receptacles located within twenty feet (20') of the pool must be GFCI protected. For cord and plug connections, a single twist-lock receptacle for the pool motor can be located no closer than five feet (5') from the pool. The twist-lock receptacle must be equipped with a weatherproof bubble cap. The plug for the motor is limited to a maximum of three feet (3') in length and must be a twist-lock plug.
6. Listed package units with factory installed remote panel board shall be connected with not more than six feet (6') of liquid-tight flexible conduit. 9NEC 2005 680.42 (A) (1)
7. Additional equipment grounding conductor No. 12 gauge wire minimum shall be brought from the pool motor and equipment panel board back to the main service distribution panel board. The use of conduit for the return path to ground is not allowed. No additional ground rods are allowed to be installed.

8. Bonding is required using minimum No. 8 solid copper wire, including the metal parts of the fence forming the pool enclosure barrier, the pool motor, heater, conduit and metal components of the pool structure. (NEC 2005 Art. 680.26 and Art. 250)
9. There shall not be any overhead electrical conductors within ten feet (10') of the spa/pool. (NEC 2005 Art. 680.8)
10. There shall not be any underground electrical conductors within five feet (5') of the pool/spa. (NEC 2005 Art. 680.10)
11. Backflow prevention shall be provided for the potable water fill connection to the potable water supply.
12. Prior to use of this pool structure, a final inspection of the electric, HVAC, life safety, and building is required.
13. All pools shall be installed on the existing grade. Existing grading shall not be altered without prior written permission from the Building Department.
14. Heated pools shall require a solar cover and timer controlled thermostat.

Required Inspections:

1. Pool location inspection prior to start of construction.
2. Electrical trench.
3. Final inspection. Includes inspection of all electrical connections to the main service panel.

It is the contractor's and ultimately the owner's responsibility to know the village code provisions. The owner or his agent is responsible for constructing all permitted work in compliance with village codes. Failure to identify any aspect of the proposed design not in compliance with the village code during plan review does not relieve the owner of the obligation to achieve full village code compliance. The Code Official cannot list all code sections on the drawings or documents.

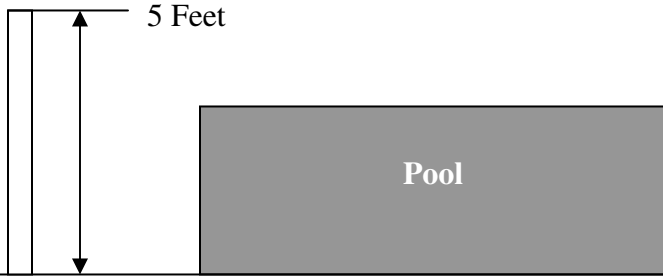
If a deck or fence is to be constructed, separate permits and drawings will be required. Please refer to the appropriate informational documents available at the building department.

Building permits expire one year from the date on the permit. However, if work has not started within six months of the date of the permit, the building permit is void.

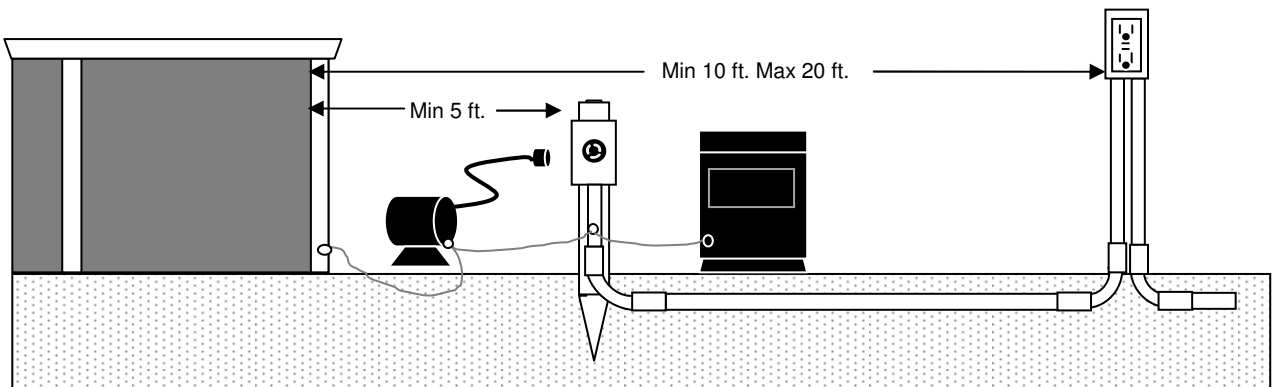
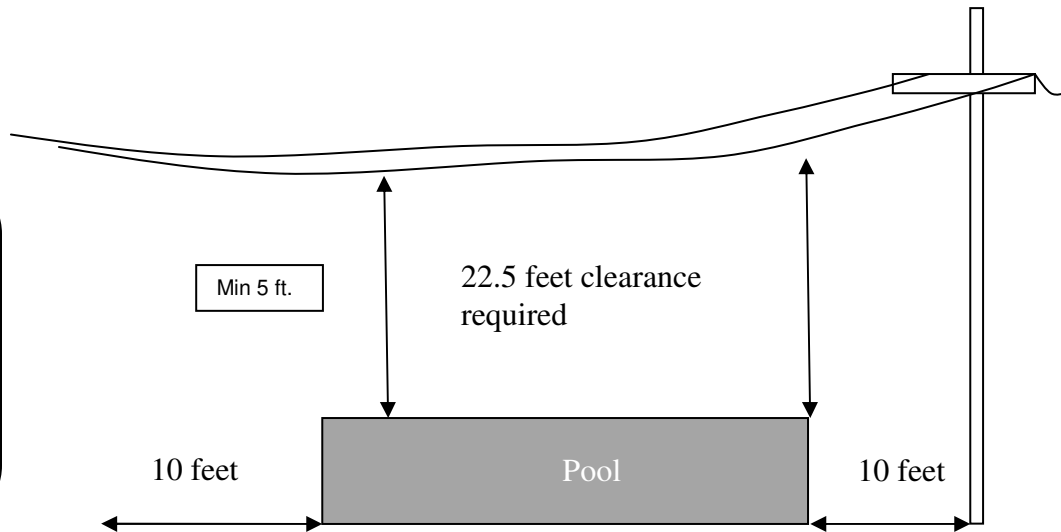
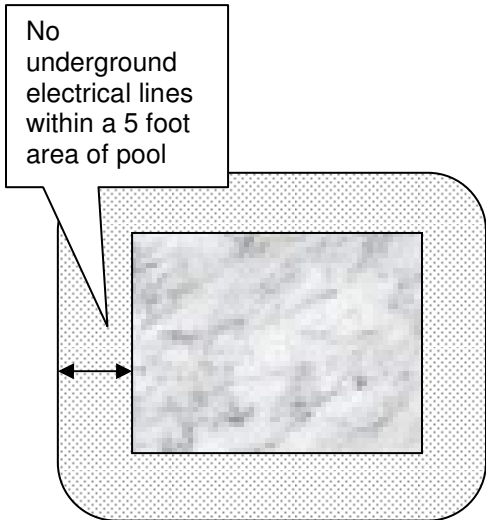
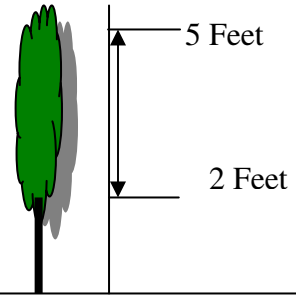
CALL THE BLDG. DEPT. AT 847-546-0963 FOR INSPECTIONS

ILLUSTRATED EXAMPLES OF THE CODE REQUIREMENTS

Screening with a fence



Screening with bushes/hedges
(Pool barriers still required)



The above drawings are for illustrative purposes only. Please refer to the actual code for specific requirements